



District Report Card: 2017


State: Telangana	District: MAHABUBABAD
Class: 8	Subject: Language
Schools: 51	Students: 1231


Participation/Coverage


Students

GENDER 	Boys		Girls	
	Number	%	Number	%
	501	40.70	730	59.30

AREA 	Rural		Urban	
	Number	%	Number	%
	1128	91.63	103	8.37

CATEGORY 	SC		ST		OBC		GEN	
	Number	%	Number	%	Number	%	Number	%
	254	20.63	635	51.58	335	27.21	7	0.57

CWSN 	LD	VI	HI	S&LD	ID	Oth
	6	2	2	30	0	4

MANAGEMENT 	Government		Government-aided	
	Number	%	Number	%
	1229	99.84	2	0.16

Average Performance of Students in Language (%)

Overall	Gender		Area		Management		Social Group			
	Male	Female	Rural	Urban	Govt.	Aided	SC	ST	OBC	GEN
47.59	47.81	47.43	47.60	47.44	47.61	36.67	47.87	45.38	51.64	43.81

Performance on Learning Outcomes (LOs)

Learning Outcomes	Description	Average Performance(%)
L813	Read textual/non-textual materials with comprehension and identifies the details, characters, main idea and sequence of ideas and events while reading	47.59

Range of Performance of Students who Answered Correctly							
Below 30%		30% - 50%		50% - 75%		Above 75%	
Number	%	Number	%	Number	%	Number	%
266	21.61	424	34.44	421	34.20	120	9.75

Lowest Performing Learning Outcomes (LOs)

1 - Read textual/non-textual materials with comprehension and identifies the details, characters, main idea and sequence of ideas and events while reading (47.59)

CSWN: **LD-** Locomotor Disability; **VI-** Visual Impairment; **HI-** Hearing Impairment;
S&LD- Speech and Language Disability; **ID-** Intellectual Disability; **Oth-** Other Disability.